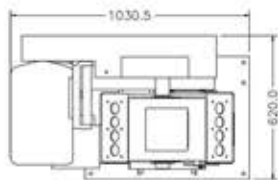




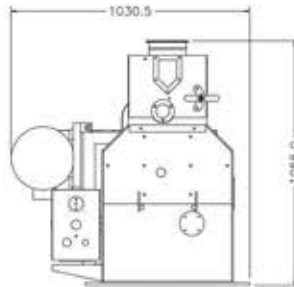
Technical Specification

Auto Huller Model: AH-10 / AH-250 / AH-V-250

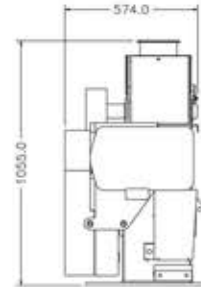
Model : AH-10



PLAN

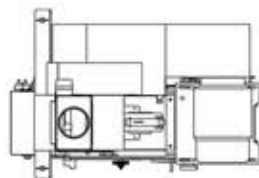


FRONT

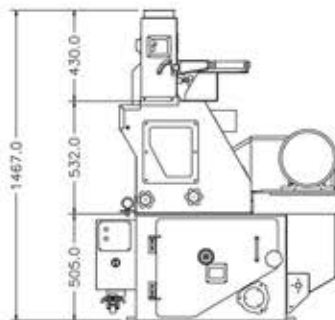


SIDE

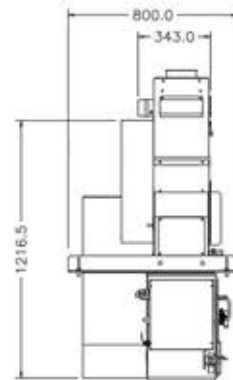
Model : AH-250



PLAN

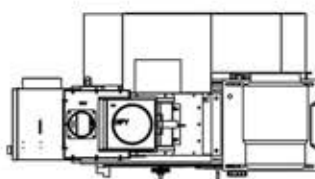


FRONT

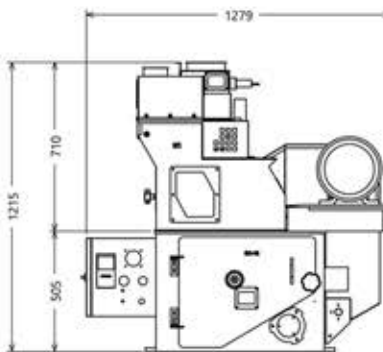


SIDE

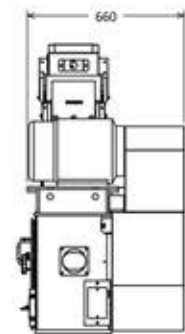
Model : AH-V-250



PLAN



FRONT



SIDE

Model	Power Requirement	Output Capacity	Weight	Dimension(MM) (L x W x H)
AH-10	7.5 KW	1.5-1.7 TPH	442 KG	1031 x 620 x 1055
AH-250	7.5 KW 11.25 KW	1.6-2.0 TPH 2.0-3.0 TPH	530 KG	1200 x 800 x 1467
AH-V-250	7.5 KW 11.25 KW	1.6-2.0 TPH 2.0-3.0 TPH	550 KG	1280 x 700 x 1215

*depend to material impurity

