

# Rice Polisher

IPMA INDUSTRY SDN. BHD.

益马工业有限公司

198501004398 (136837-P)



Model : RP-100 / RP-150 / RP-160

Model : RP-100



Model : RP-150 / RP-160



## INPUT



Rice Before Polisher



## OUTPUT



Rice After Polisher



Bran

## OUTSTANDING FEATURES

1. Produce quality rice with sparkling white appearance.
2. Rigid construction to ensure reliability and durability.
3. Automatic and accurate water control to ensure no excessive supply of water into the processed rice.
4. Automatic rice intake control to prevent overloading and interruption of production.
5. Easy to operate pressure knob to ensure even polishing.

[www.ipmaindustry.com](http://www.ipmaindustry.com)

Details provided about the properties and usability of the products are purely for information purposes and do not constitute a guarantee of these characteristics. The extent of goods delivered and services performed is determined by the subject matter of the specific contract. No liability accepted for errors or omissions.

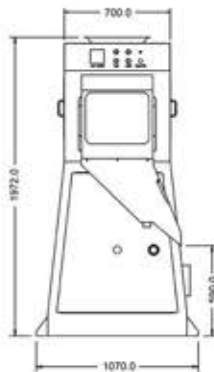
# IPMA

Your One Stop Rice Processing And Solution Centre!

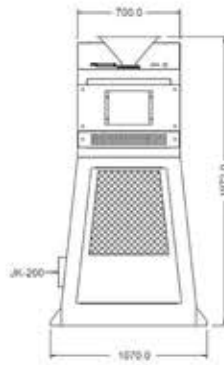
# Technical Specification

## Rice Polisher Model: RP-100 / RP-150 / RP-160

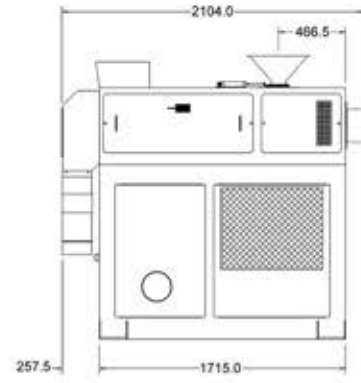
### Model : RP-100



FRONT VIEW

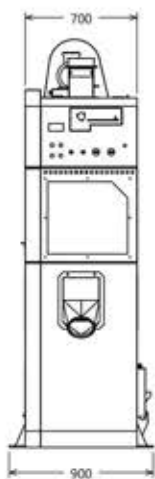


REAR VIEW

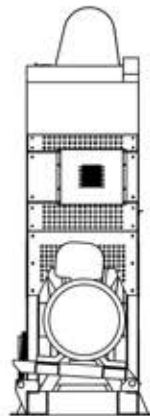


SIDE VIEW

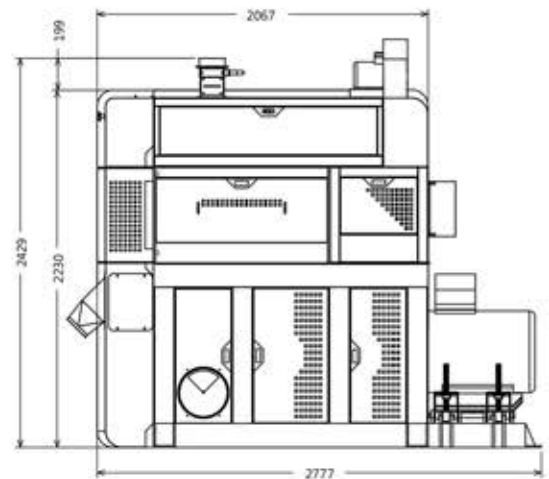
### Model : RP-150 / RP-160



FRONT VIEW



REAR VIEW



SIDE VIEW

Model	Power Requirement	Output Capacity	Main Shaft Rotating Speed	Weight	Dimension(MM) (L x W x H)
RP-100	50HP + 0.1KW	3-4 T/H	760 RPM	1,250 KG	2104 x 1070 x 1972

Model	Power Requirement	Output Capacity	Suction Air	Recommended Water Spray	Weight	Dimension(MM) (L x W x H)
RP-150	75 HP	4.0-5.0 T/H	7000 M <sup>3</sup> /HR	0.5-1.5 L/MIN	2,100 KG	2777 x 900 x 2429
RP-160	100 HP	4.5-6.0 T/H	7000 M <sup>3</sup> /HR	0.5-1.5 L/MIN	2,200 KG	2777 x 900 x 2429