

Semi Auto Packer Load Cell Electronic Weighing

IPMA INDUSTRY SDN. BHD.

益马工业有限公司

198501004398 (138837-P)



Model: SAP-50

- ✓ **User Friendly**
 - Input buttons largely reduced
 - Short Learning Period
 - Graphical User Interface control panel

- ✓ **Electrical System**
 - MCB & ELCB onboard
 - Reliable PLC control

- ✓ **Pneumatic**
 - Branded centralize modern pneumatic control
 - Built-in Air Regulator

- ✓ **Maintainance**
 - Module changing for fast maintenance
 - Reduce down time.



Video

www.ipmaindustry.com

Details provided about the properties and usability of the products are purely for information purposes and do not constitute a guarantee of these characteristics. The extent of goods delivered and services performed is determined by the subject matter of the specific contract. No liability accepted for errors or omissions.

IPMA

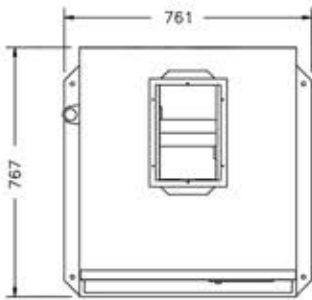
Your One Stop Rice Processing And Solution Centre!



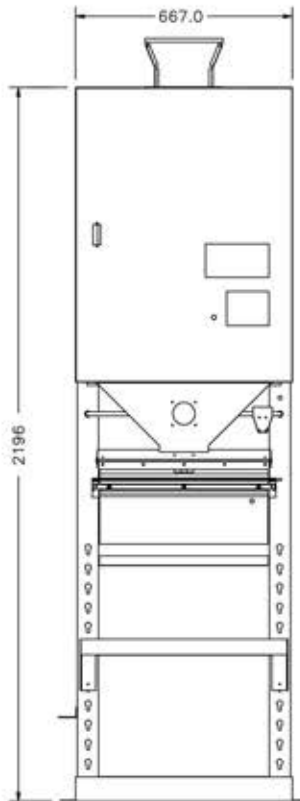
Technical Specification

Semi Auto Packer Model: SAP-50

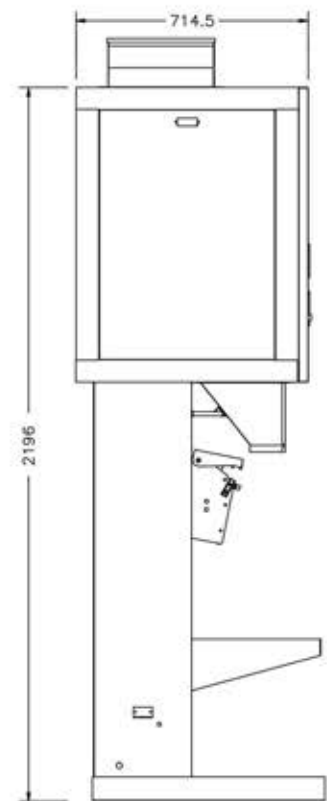
Top View



Front View



Right Side View



Model	Weighing Range	Power Requirement	Accuracy	Voltage	Air Pressure	Output Capacity	Weight	Dimension(MM) (L x W x H)
SAP-50	5-50KG	600 W 1Ø 230 VAC	1/10,000	220V50/60HZ	5 KG/CM ²	3-4 BAGS/MIN	198 KG	766 x 761 x 2351

* Depend on operator speed

