

# Semi Auto Packer (Bagging Machine)

IPMA INDUSTRY SDN. BHD.

益马工业有限公司

198501004398 (136837-P)



Video



(Twin Type)  
Model: SAP-50-2-CT



(Clamp Type)  
Model: SAP-20-CT, SAP-50-CT

[+]



User Friendly  
Indicator

[+]



High Quality  
Pneumatic  
Parts

[+]



Reliable  
PLC Control

[+]



Easy Operation

[www.ipmaindustry.com](http://www.ipmaindustry.com)

Details provided about the properties and usability of the products are purely for information purposes and do not constitute a guarantee of these characteristics. The extent of goods delivered and services performed is determined by the subject matter of the specific contract. No liability accepted for errors or omissions.

# IPMA

Your One Stop Rice Processing And Solution Centre!

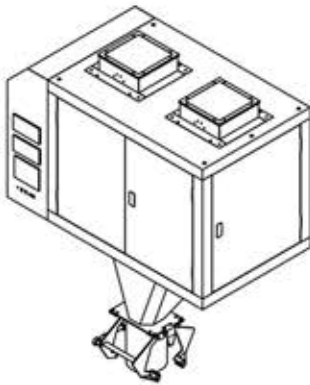


# Technical Specification

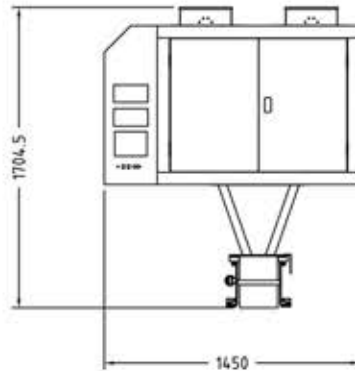
## Semi Auto Packer (Twin Type)

Model	Weighing Range	Voltage	Output Capacity	Dimension (MM) (L x W x H)
SAP-50-2-CT	5-50KG	220V 50/60Hz	8 - 10 Bags/min	800 x 1450 x 1704

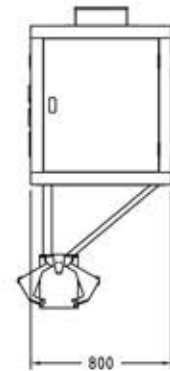
ISOMETRIC VIEW



FRONT VIEW



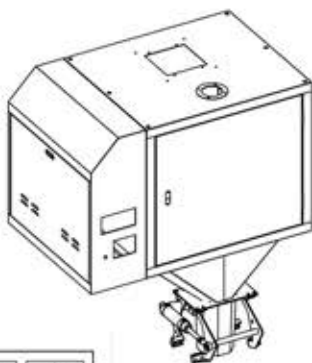
SIDE VIEW



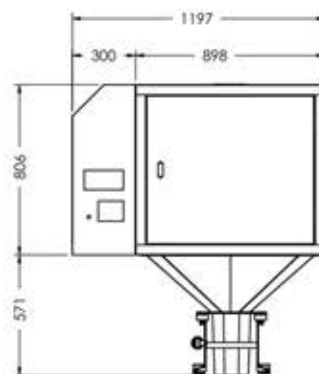
## Semi Auto Packer (Clamp Type)

Model	Weighing Range	Voltage	Air Pressure	Dimension (MM) (L x W x H)
SAP-20-CT	5-20KG	220V 50/60Hz	5 Bar	1197 x 780 x 1377
SAP-50-CT	5-50KG	220V 50/60Hz	5 Bar	880 x 900 x 1450

ISOMETRIC VIEW



FRONT VIEW



SIDE VIEW

